



lumini Solucoes em Iluminacao LTDA
www.lumini.com.br
Email: laboratorio@lumini.com.br
Tel: +55 11 3437-5555 Fax: +55 11 3437-5555
Address: Rua Ferreira Viana, 716 - Socorro - São Paulo/SP

lumini

LumCAT:

Luminaire: mini frame r w

LampCAT: modulo led 2W 30K irc 90

Ballast type: LED driver 700mA

Report No:

Voltage(V): 127.8700

Test No:

Current(A): 0.0530

Number of Lamps: 1

Power (W): 2.9550

Lamp flux(lm): 235.0

PF: 0.4360

Length(mm): 65

Width(mm): 65

Phm Type: C

Height(mm): 0

Photometric Results

Lumens(lm): 86.56, Efficiency(%): 36.83% , Luminous Efficacy(lm/W): 29.29

Central intensity(cd): 0.143, Maximum intensity(cd): 33.232

Angle of maximum intensity: C=90.0 γ =88.0

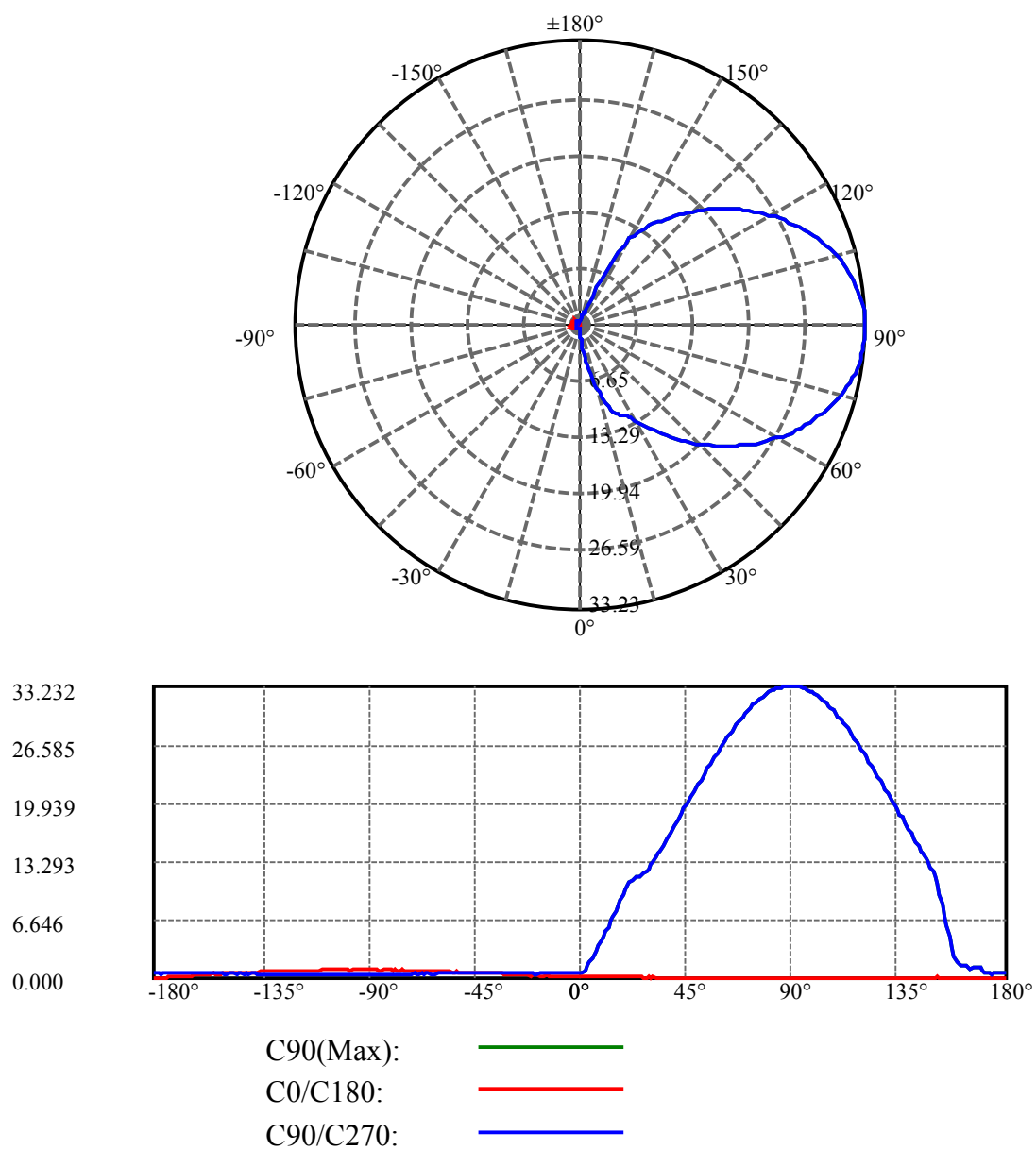
Beam angle of C90 plane : 191.20

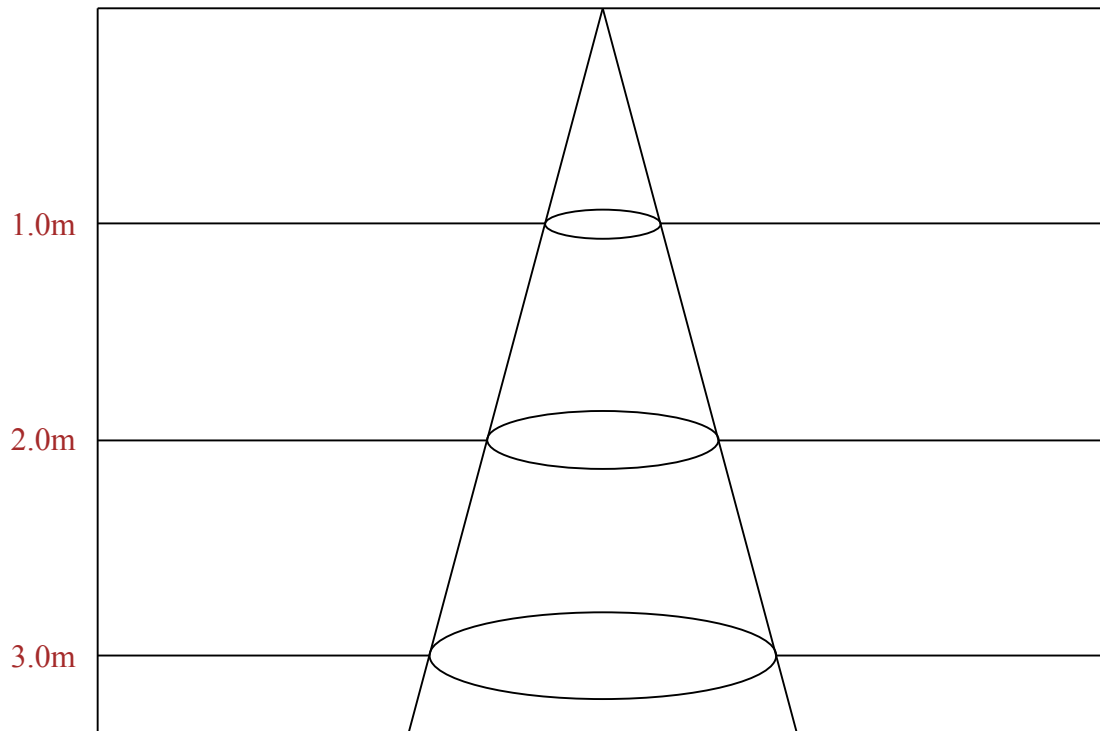
Average BeamAngle(IEC 61341): 119.00

Equipment: equipamento lumini
Temperature(°C): 25.0

Date: 05/06/2025
Humidity(%): 58.0%

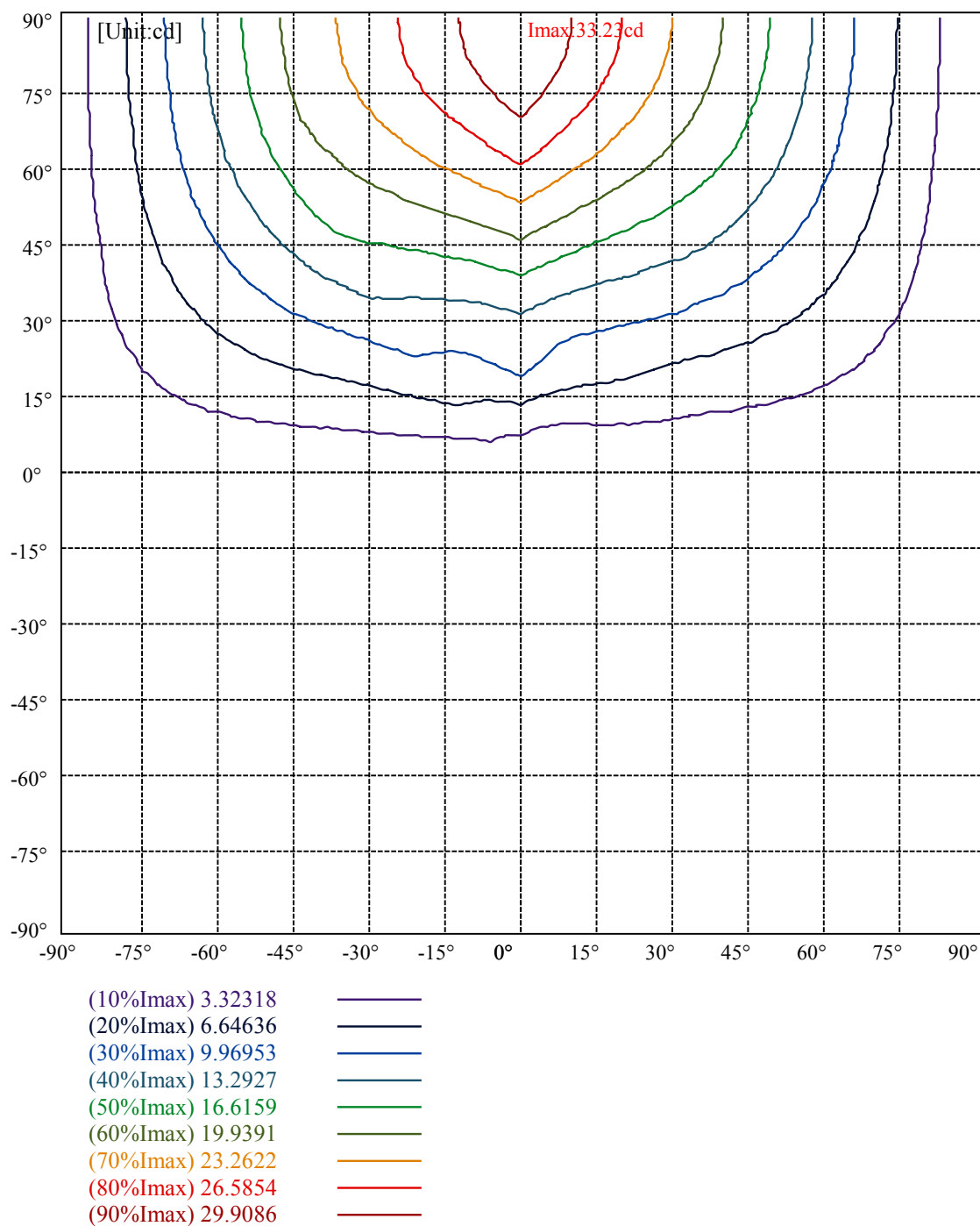
Operator: 01
Distance(m): 6.90





Max , Ave

Beam angle of C90 plane 191.20



lumini

Luminance Limiting Curve(no luminous side)

Appendix Page: 5 Total:6

Luminance Table

γ	45	50	55	60	65	70	75	80	85
C0	0	35	39	45	53	0	87	130	0
C45	3809	4663	5717	6987	8852	11466	15717	24075	48744
C90	6629	8134	10020	12508	15918	20889	28866	44387	89859

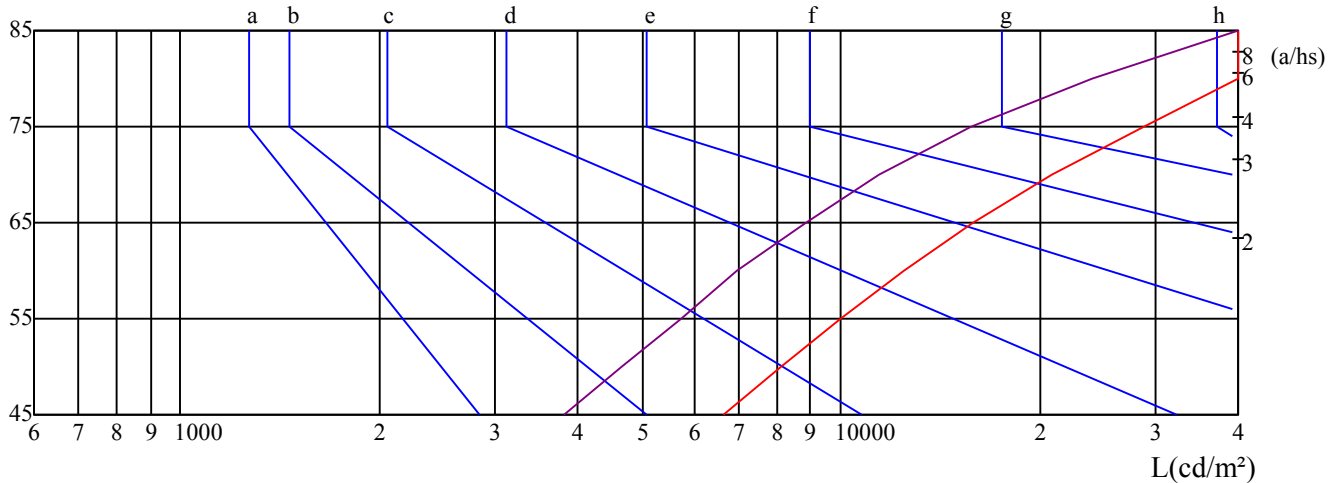
L(Hor)(65)	L(Ver)(65)	L45(65)	L(Hor)(75)	L(Ver)(75)	L45(75)	L(Hor)(85)	L(Ver)(85)	L45(85)
267	8106	4953	501	14651	8730	1228	45447	26861

Glare Table

Glare	Quality	Service Values Illuminance(lx)							
1.15	A	2000	1000	500	≤ 300				
1.5	B		2000	1000	500	≤ 300			
1.85	C			2000	1000	500	≤ 300		
2.2	D				2000	1000	500	≤ 300	
2.55	E					2000	1000	500	≤ 300
		a	b	c	d	e	f	g	h

Luminance Limiting Curve

$\gamma(^{\circ})$



C0 —

C45 —

C90 —

Equipment: equipamento lumini
Temperature($^{\circ}\text{C}$): 25.0

Date: 05/06/2025
Humidity(%): 58.0%

Operator: 01
Distance(m): 6.90

Illumination assessment according UGR											
Rf of Ceiling	70	70	50	50	30	70	70	50	50	30	
Rf of Wall	50	30	50	30	30	50	30	50	30	30	
Rf of Floor	20	20	20	20	20	20	20	20	20	20	
Room dimensions		Viewed crosswise					Viewed endwise				
X	Y										
2H	2H	11.78	12.83	12.68	13.79	15.03	19.94	21.00	20.85	21.95	23.20
	3H	13.79	14.77	14.71	15.74	16.99	24.38	25.36	25.30	26.33	27.58
	4H	14.67	15.61	15.60	16.58	17.85	26.74	27.67	27.66	28.64	29.91
	6H	15.46	16.35	16.40	17.32	18.60	29.33	30.21	30.26	31.19	32.47
	8H	15.75	16.61	16.68	17.59	18.87	30.71	31.58	31.65	32.55	33.84
	12H	15.96	16.79	16.90	17.77	19.06	32.24	33.07	33.18	34.05	35.34
4H	2H	16.12	17.06	17.05	18.03	19.29	20.56	21.50	21.49	22.47	23.74
	3H	18.46	19.30	19.40	20.28	21.57	25.18	26.02	26.12	27.00	28.29
	4H	19.68	20.45	20.63	21.44	22.75	27.79	28.56	28.74	29.55	30.85
	6H	20.69	21.40	21.66	22.40	23.70	30.56	31.27	31.53	32.27	33.57
	8H	21.12	21.79	22.09	22.79	24.10	32.12	32.78	33.09	33.79	35.10
	12H	21.47	22.09	22.44	23.09	24.42	33.83	34.46	34.81	35.45	36.79
8H	4H	22.76	23.42	23.73	24.43	25.73	28.16	28.82	29.13	29.83	31.13
	6H	24.32	24.90	25.30	25.91	27.24	31.20	31.78	32.18	32.79	34.12
	8H	25.11	25.63	26.11	26.65	27.99	33.01	33.52	34.00	34.55	35.88
	12H	25.72	26.17	26.71	27.22	28.54	34.96	35.41	35.95	36.46	37.78
12H	4H	23.79	24.42	24.77	25.42	26.75	28.21	28.84	29.19	29.83	31.17
	6H	25.73	26.25	26.72	27.27	28.61	31.38	31.90	32.38	32.93	34.26
	8H	26.71	27.17	27.71	28.21	29.54	33.22	33.68	34.22	34.72	36.05
Variation with the observer position at spacings:											
S = 1.0H		0.2/-1.7					0.2/-0.7				
S = 1.5H		0.2/-1.6					0.2/-0.6				
S = 2.0H		0.1/-1.4					0.2/-0.5				
Standard tables:		BKBF					BK12				
Uncorrected UGR		15.7					9.5				

依据CIE Publ. 117 计算 UGR, S/H = 0.25